

High-Efficiency Variable Arc Spray Nozzles (HE-VAN)

Features

- Easy arc adjustment from 0° to 360° with a simple twist of the center collar to increase or decrease arc setting.
- ExactEdge™ takes the guesswork out of arc adjustment. As you turn the nozzle to the desired arc setting, you'll feel it lock into place for a clean, consistent edge every time.
- Patent pending Flow Control Technology provides superior close-in watering and uniform coverage across the entire pattern.
- Thicker streams and large water droplets for greater wind resistance.
- Matched precipitation rates with Rain Bird® MPR and U-Series Nozzles.
- A strong top deflector to minimize nozzle damage due to normal wear and tear.
- No special tools required.
- Stainless steel adjustment screw to adjust flow and radius, up to a 25% reduction in radius.
- Shipped with appropriate filter screens to maintain precise radius adjustment and prevent clogging.
- Fits on all Rain Bird® 1800® Series Spray Heads, UNI-Spray™ Series Spray Heads and Rain Bird Shrub Adapters.

Models

- HE-VAN-08
- HE-VAN-10
- HE-VAN-12
- HE-VAN-15

*These ranges are based on proper pressure at nozzle.

Operating Range

- Radius*
 - HE-VAN-08: 6 to 8 feet (1.8 to 2.4 m)
 - HE-VAN-10: 8 to 10 feet (2.4 to 3.0 m)
 - HE-VAN-12: 10 to 12 feet (3.0 to 3.7 m)
 - HE-VAN-15: 12 to 15 feet (3.7 to 4.6 m)

Rain Bird® HE-VAN Efficiency Ratings

- Rain Bird® HE-VAN Nozzles deliver an average DU_{LQ} of 70%, more than a 40% improvement over typical variable arc spray nozzles.
- Rain Bird® HE-VAN Nozzles deliver a $SC \leq 1.6$, which is 35% lower than the typical variable arc spray nozzle.

Definitions

- **Distribution Uniformity (DU_{LQ}):** DU_{LQ} in irrigation is a measure of how uniformly water is applied to the area being watered.
 - DU_{LQ} is calculated by taking the volume in the lowest quarter of catch can measurements and dividing it by the average volume of all catch can measurements.
- **Scheduling Coefficient (SC):** SC is a measure of how long a zone must be run in order to provide adequate water to the driest spot.



How To Specify





HE-VAN-15





Radius Range
15: 15 feet (4.6 m)





Feature
VAN: Variable Arc





Model
High Efficiency Nozzle

High-Efficiency Variable Arc Spray Nozzles (HE-VAN)

8 Series HE-VAN					
24° Trajectory					
Nozzle	Pressure psi	Radius ft.	Flow gpm	■ Precip In/h	▲ Precip In/h
 360° Arc	15	5	0.83	3.19	3.68
	20	6	0.96	2.56	2.95
	25	7	1.07	2.10	2.42
	30	8	1.17	1.76	2.03
 270° Arc	15	5	0.62	3.19	3.68
	20	6	0.72	2.56	2.95
	25	7	0.80	2.10	2.42
	30	8	0.88	1.76	2.03
 180° Arc	15	5	0.41	3.19	3.68
	20	6	0.48	2.56	2.95
	25	7	0.53	2.10	2.42
	30	8	0.59	1.76	2.03
 90° Arc	15	5	0.21	3.19	3.68
	20	6	0.24	2.56	2.95
	25	7	0.27	2.10	2.42
	30	8	0.29	1.76	2.03

8 Series HE-VAN					METRIC	
24° Trajectory						
Nozzle	Pressure bar	Radius m	Flow m³/h	Flow l/m	■ Precip mm/h	▲ Precip mm/h
 360° Arc	1.03	1.52	0.19	3.14	82	95
	1.38	1.83	0.22	3.62	66	76
	1.72	2.13	0.25	4.05	54	62
	2.07	2.44	0.27	4.43	45	52
 270° Arc	1.03	1.52	0.14	2.35	82	95
	1.38	1.83	0.16	2.72	66	76
	1.72	2.13	0.18	3.04	54	62
	2.07	2.44	0.20	3.33	45	52
 180° Arc	1.03	1.52	0.10	1.57	82	95
	1.38	1.83	0.11	1.81	66	76
	1.72	2.13	0.12	2.02	54	62
	2.07	2.44	0.13	2.22	45	52
 90° Arc	1.03	1.52	0.05	0.78	82	95
	1.38	1.83	0.05	0.91	66	76
	1.72	2.13	0.06	1.01	54	62
	2.07	2.44	0.07	1.11	45	52





10 Series HE-VAN					
27° Trajectory					
Nozzle	Pressure psi	Radius ft.	Flow gpm	■ Precip In/h	▲ Precip In/h
 360° Arc	15	7	1.26	2.48	2.86
	20	8	1.46	2.19	2.53
	25	9	1.63	1.94	2.24
	30	10	1.78	1.72	1.98
 270° Arc	15	7	0.95	2.48	2.86
	20	8	1.09	2.19	2.53
	25	9	1.22	1.94	2.24
	30	10	1.34	1.72	1.98
 180° Arc	15	7	0.63	2.48	2.86
	20	8	0.73	2.19	2.53
	25	9	0.81	1.94	2.24
	30	10	0.89	1.72	1.98
 90° Arc	15	7	0.32	2.48	2.86
	20	8	0.36	2.19	2.53
	25	9	0.41	1.94	2.24
	30	10	0.45	1.72	1.98





10 Series HE-VAN					METRIC	
27° Trajectory						
Nozzle	Pressure bar	Radius m	Flow m³/h	Flow l/m	■ Precip mm/h	▲ Precip mm/h
 360° Arc	1.03	2.13	0.29	4.78	64	74
	1.38	2.44	0.34	5.52	56	65
	1.72	2.74	0.37	6.17	50	57
	2.07	3.05	0.41	6.76	44	51
 270° Arc	1.03	2.13	0.22	3.59	64	74
	1.38	2.44	0.25	4.14	56	65
	1.72	2.74	0.28	4.63	50	57
	2.07	3.05	0.31	5.07	44	51
 180° Arc	1.03	2.13	0.15	2.39	64	74
	1.38	2.44	0.17	2.76	56	65
	1.72	2.74	0.19	3.09	50	57
	2.07	3.05	0.21	3.38	44	51
 90° Arc	1.03	2.13	0.07	1.20	64	74
	1.38	2.44	0.08	1.38	56	65
	1.72	2.74	0.09	1.54	50	57
	2.07	3.05	0.10	1.69	44	51





Note: Turning the radius reduction screw may be required to achieve catalog radius and flow when the arc is set at less than maximum arc





- Square spacing based on 50% diameter of throw
- ▲ Triangular spacing based on 50% diameter of throw

Performance data taken in zero wind conditions

12 Series HE-VAN					
23° Trajectory					
Nozzle	Pressure psi	Radius ft.	Flow gpm	■ Precip In/h	▲ Precip In/h
	15	9	1.67	1.99	2.30
	20	10	1.93	1.86	2.15
	25	11	2.16	1.72	1.99
	30	12	2.37	1.58	1.83
	15	9	1.25	1.99	2.30
	20	10	1.45	1.86	2.15
	25	11	1.62	1.72	1.99
	30	12	1.77	1.58	1.83
	15	9	0.84	1.99	2.30
	20	10	0.97	1.86	2.15
	25	11	1.08	1.72	1.99
	30	12	1.18	1.58	1.83
	15	9	0.42	1.99	2.30
	20	10	0.48	1.86	2.15
	25	11	0.54	1.72	1.99
	30	12	0.59	1.58	1.83

12 Series HE-VAN						METRIC
23° Trajectory						
Nozzle	Pressure bar	Radius m	Flow m³/h	Flow l/m	■ Precip mm/h	▲ Precip mm/h
	1.0	2.7	0.38	6.33	50.5	58.3
	1.4	3.0	0.44	7.31	47.3	54.6
	1.7	3.4	0.49	8.18	43.7	50.4
	2.1	3.7	0.54	8.96	40.2	46.4
	1.0	2.7	0.28	4.75	50.5	58.3
	1.4	3.0	0.33	5.48	47.3	54.6
	1.7	3.4	0.37	6.16	43.7	50.4
	2.1	3.7	0.40	6.72	40.2	46.4
	1.0	2.7	0.19	3.17	50.5	58.3
	1.4	3.0	0.22	3.66	47.3	54.6
	1.7	3.4	0.25	4.09	43.7	50.4
	2.1	3.7	0.27	4.48	40.2	46.4
	1.0	2.7	0.09	1.58	50.5	58.3
	1.4	3.0	0.11	1.83	47.3	54.6
	1.7	3.4	0.12	2.04	43.7	50.4
	2.1	3.7	0.13	2.24	40.2	46.4

15 Series HE-VAN					
25° Trajectory					
Nozzle	Pressure psi	Radius ft.	Flow gpm	■ Precip In/h	▲ Precip In/h
	15	11	2.62	2.08	2.40
	20	12	3.02	2.02	2.33
	25	14	3.38	1.66	1.92
	30	15	3.70	1.58	1.83
	15	11	1.96	2.08	2.40
	20	12	2.27	2.02	2.33
	25	14	2.53	1.66	1.92
	30	15	2.78	1.58	1.83
	15	11	1.31	2.08	2.40
	20	12	1.51	2.02	2.33
	25	14	1.69	1.66	1.92
	30	15	1.85	1.58	1.83
	15	11	0.65	2.08	2.40
	20	12	0.76	2.02	2.33
	25	14	0.84	1.66	1.92
	30	15	0.93	1.58	1.83

15 Series HE-VAN						METRIC
25° Trajectory						
Nozzle	Pressure bar	Radius m	Flow m³/h	Flow l/m	■ Precip mm/h	▲ Precip mm/h
	1.0	3.4	0.59	9.91	52.9	61.1
	1.4	3.7	0.69	11.44	51.3	59.3
	1.7	4.3	0.77	12.79	42.2	48.7
	2.1	4.6	0.84	14.01	40.2	46.5
	1.0	3.4	0.45	7.43	52.9	61.1
	1.4	3.7	0.51	8.58	51.3	59.3
	1.7	4.3	0.58	9.59	42.2	48.7
	2.1	4.6	0.63	10.51	40.2	46.5
	1.0	3.4	0.30	4.95	52.9	61.1
	1.4	3.7	0.34	5.72	51.3	59.3
	1.7	4.3	0.38	6.39	42.2	48.7
	2.1	4.6	0.42	7.00	40.2	46.5
	1.0	3.4	0.15	2.48	52.9	61.1
	1.4	3.7	0.17	2.86	51.3	59.3
	1.7	4.3	0.19	3.20	42.2	48.7
	2.1	4.6	0.21	3.50	40.2	46.5

Note: Turning the radius reduction screw may be required to achieve catalog radius and flow when the arc is set at less than maximum arc

- Square spacing based on 50% diameter of throw
- ▲ Triangular spacing based on 50% diameter of throw

Performance data taken in zero wind conditions

Specifications

- The plastic HE-VAN Nozzle deflectors shall be constructed of UV-resistant plastic.
- The radius adjustment screw shall be constructed of stainless steel.
- The HE-VAN Nozzles shall be designed with patent pending Flow Control Technology to deliver an average DU_{LQ} of 70% and a SC of ≤ 1.6 .
- The HE-VAN-10 and HE-VAN-12 nozzles shall accept the Rain Bird green filter screen, and the HE-VAN-12 and HE-VAN-15 nozzles shall accept the Rain Bird blue filter screen to allow for radius adjustment.
- The plastic HE-VAN Nozzle shall be manufactured by Rain Bird Corporation, Azusa, California.



Rain Bird Corporation
6991 E. Southpoint Road
Tucson, AZ 85756
Phone: (520) 741-6100
Fax: (520) 741-6522

Rain Bird Technical Services
(800) RAINBIRD (1-800-724-6247)
(U.S. and Canada)

Rain Bird Corporation
970 West Sierra Madre Avenue
Azusa, CA 91702
Phone: (626) 812-3400
Fax: (626) 812-3411

Specification Hotline
800-458-3005 (U.S. and Canada)

Rain Bird International, Inc.
1000 West Sierra Madre Ave.
Azusa, CA 91702
Phone: (626) 963-9311
Fax: (626) 852-7343

The Intelligent Use of Water™
www.rainbird.com